



# TS 35

TOURING





## TEMSA TS 35 - Setting the standard for mid-size motor coaches


**SMOOTH AND COMFORTABLE** – This mid-size coach offers a luxurious and spacious interior for passengers and driver. Its **integral construction** ensures a smooth and stable ride while its tremendous manoeuvrability will help you access remote places.


**POWERFUL** – With an **American driveline**, the TS 35 provides raw power and optimum serviceability. These are combined with superb European quality and craftsmanship to create a high-quality driving experience.


**DURABLE** – The TS 35 is constructed from **stainless steel** for extra durability and safety. Stringently tested to ensure the highest standards, it leaves the competition far behind.



### Main features

 Stainless steel

 American driveline

 Integral construction

TS 35

**Dimensions**

Overall length (ft)	35
Overall width (in)	100.4
Overall height (in)	138.6
Wheelbase (in)	218.1
Overhang front/rear (in)	81.9 / 123
Floor to ceiling height (in)	75
Luggage compartment (ft³)	215

**Weight**

Max. gross vehicle weight (lbs)	37,448
---------------------------------	--------

**Structure**

Type	Frameless monocoque chassis in stainless steel
------	--

**Engine**

Model	CUMMINS ISL 8.9 345 HP - EPA10
Number of cylinders / Piston displacement (in³)	6 / 543
Maximum output	345 HP / 1,900 rpm
Maximum torque	1,150 lb-ft / 1,400 rpm

**Transmission**

Model	Allison B500 (Retarder option)
-------	--------------------------------

**Axles**

Front axle	ZF RL 75 E - independent
Drive axle	ZF A 132 - rigid
Ratio	4.27

**Suspension**

Front	Independent with adjustable shock absorber and torsion bar type stabilizer x 2 air bellows
Rear	Adjustable shock absorbers x 4 air bellows

**Brakes**

Service brake	Full dry air, dual circuit with auto slack adjuster / Knorr disc brakes at front and rear with WABCO ABS
---------------	--

**Tyres and wheels**

Tyre size	295 / 80 R 22.5 Goodyear
-----------	--------------------------

**Steering**

Model	TRW THP-80
-------	------------

**Electrical system**

System voltage / Battery	12-24 V / 2 x 12 V, 225 Ah with equalizer
Alternator	2 x Bosch

**Fuel system**

Fuel tank capacity (US gal)	145
-----------------------------	-----

**Passenger capacity**

Max. seating arrangement	40+1 with toilet and 38+1 option
--------------------------	----------------------------------

**Heating and air conditioning system**

Driver area	Defroster for driver area heating / cooling and windscreen defrosting
Passenger compartment / air conditioner	Full automatic convector system / roof type air conditioning unit 32 kW / Carrier O5G
Preheater	Option

**Standard equipment**

Jacobien engine brake • double glazing • curtains • air conditioning with roof heating • body leveling • electrically operated roller type sun visor • fog lights • partitions • first aid kit • room mirror • manually operated escape hatch • driver coat hanger • cruise control • central locking system • automatic fuses • overhead parcel racks • luggage trimming • rear view mirrors • reflectors • splash aprons • spoiler • tool set • LED type interior & exterior lights.



High-performance A/C system



Comfortable driver's area



High-quality interior



[www.temsa.com](http://www.temsa.com)

Dealer details:

The TEMSA roundel and the TEMSA word mark are registered trademarks of Temsa Global. The information in this publication is accurate as of its publication date. The information herein is subject to change without prior notice. Specifications may differ per country. Consult your sales representative for features and specifications that match your requirements. Copyright © 2011 TEMSA Global. All rights reserved.



Please join us on  
[www.busandcoach.travel](http://www.busandcoach.travel)

